



LED Downlight HZ^{DIM}

- Compact dimmable LED downlight
- Easy switching from CFL to LED – even when dimming is needed
- Integrated driver for easier installation
- High system efficacy up to 94 lm/W
- IP44 on light emitting side



Specifications

Item Code	Item Description	Equivalent to (W)	Power (W)	Lumen	Efficacy (lm/W)	CCT (K)	Weight (kg/pc)
140051475	LEDDownlightRc-HZ R125-7W-Dim-4000-WH	CFL 1x13W	7	600	86	4000	0.17

Available on request with 3-pole Wieland GST18i connector. See appendix for dimmer compatibility list.

Accessories



140060650
LEDDownlightRc-HZdim-Adapter-125-150



542098030700
Junction-Box-WH

Packaging Information

Item		Box			
Item Code	Item Description	Dimensions (mm) (LxWxH)	Gross Weight (kg)	EAN	pc/box
140051475	LEDDownlightRc-HZ R125-7W-Dim-4000-WH	142x112x142	0.27	6956321871635	1
140060650	LEDDownlightRc-HZdim-Adapter-125-150	175x175x0.8	0.08	6956321894160	1
542098030700	Junction-Box-WH	43x103.4x26	0.07	6941408868684	1

Technical Specifications

Lifetime (L70)	50,000 h
Lifetime (L80)	30,000 h
On-/Off-cycles	100,000
Colour consistency (SDCM)	4
Dimmability	Triac
Beam angle	110 °
Finishing	White RAL9003
Colour rendering index CRI	≥ 80
IP front side	IP44
IP recessed part	IP20
Impact strength	IK02
Protection class	II
Risk group (EN 62471)	RG0
With control gear	Yes
Glow wire test	650 °C
Driver failure rate (at 5,000 hrs)	1 %
Power factor	≥ 0.9

Electrical Supply

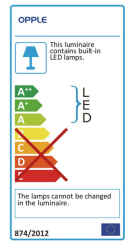
Frequency	50/60 Hz
Nominal voltage	220-240 V
	AC
DC input voltage	See Appendix 4

Mechanical Properties

Material housing	Aluminum + Polycarbonate
Optical material	Polycarbonate

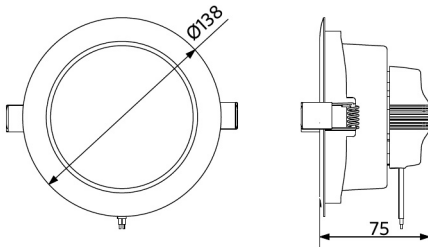
Ambient Conditions

Operating temperature	-10-+40 °C
Application temperature	+25 °C
Storage environment	-25-+50 °C

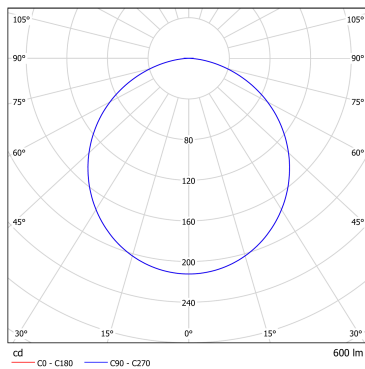


Dimensional Drawing (mm)

LEDDownlightRc-HZ R125



Photometric Data



Installation Opening Drawing (mm)

LEDDownlightRc-HZ R125
Ø125

