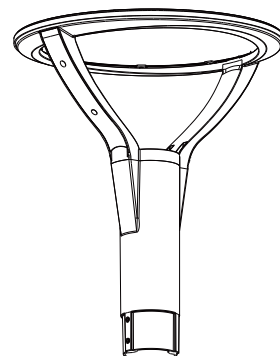
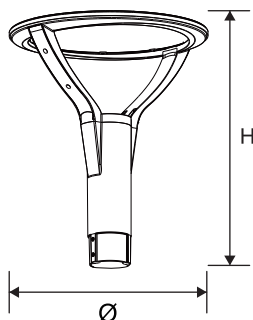


LED Post Top

| Item Code | CCT | kg | Item Code | CCT | kg |
|--------------|-------|-------|--------------|-------|-------|
| 543016005700 | 3000K | 7.8kg | 708000000100 | 3000K | 7.8kg |
| 543016005800 | 3000K | 7.9kg | 708000000200 | 3000K | 7.9kg |
| 543016005900 | 3000K | 8.0kg | 708000000300 | 3000K | 8.0kg |
| 543016006000 | 3000K | 7.8kg | 708000000400 | 3000K | 7.8kg |
| 543016006100 | 3000K | 7.9kg | 708000000500 | 3000K | 7.9kg |
| 543016006200 | 3000K | 8.0kg | 708000000600 | 3000K | 8.0kg |
| 543016006300 | 4000K | 7.8kg | 708000000700 | 4000K | 7.8kg |
| 543016006400 | 4000K | 7.9kg | 708000000800 | 4000K | 7.9kg |
| 543016006500 | 4000K | 8.0kg | 708000000900 | 4000K | 8.0kg |
| 543016006600 | 4000K | 7.8kg | 708000001000 | 4000K | 7.8kg |
| 543016006700 | 4000K | 7.9kg | 708000001100 | 4000K | 7.9kg |
| 543016006800 | 4000K | 8.0kg | 708000001200 | 4000K | 8.0kg |



| Model Name | Diameter (mm) | Ø (mm) | H (mm) | Rated Voltage(V~) | Frequency (Hz) | Current (A) | Rated Power(w) |
|-------------------|---------------|--------|--------|-------------------|----------------|-------------|----------------|
| LED PT-P1 33W | Spigot A: 60 | 450 | 565 | 220-240 | 50/60 | 0.75 | 33 |
| LED PT-P1 50W | | | | | | 1.2 | 50 |
| LED PT-P1 68W | | | | | | 1.6 | 68 |
| LED PT-P1 33W D76 | Spigot B: 76 | | | | | 0.75 | 33 |
| LED PT-P1 50W D76 | | | | | | 1.2 | 50 |
| LED PT-P1 68W D76 | | | | | | 1.6 | 68 |



Installation

①

M4
1.2N.m

Application height: 3m - 6m

②

Put the connector back to the luminaire after wiring

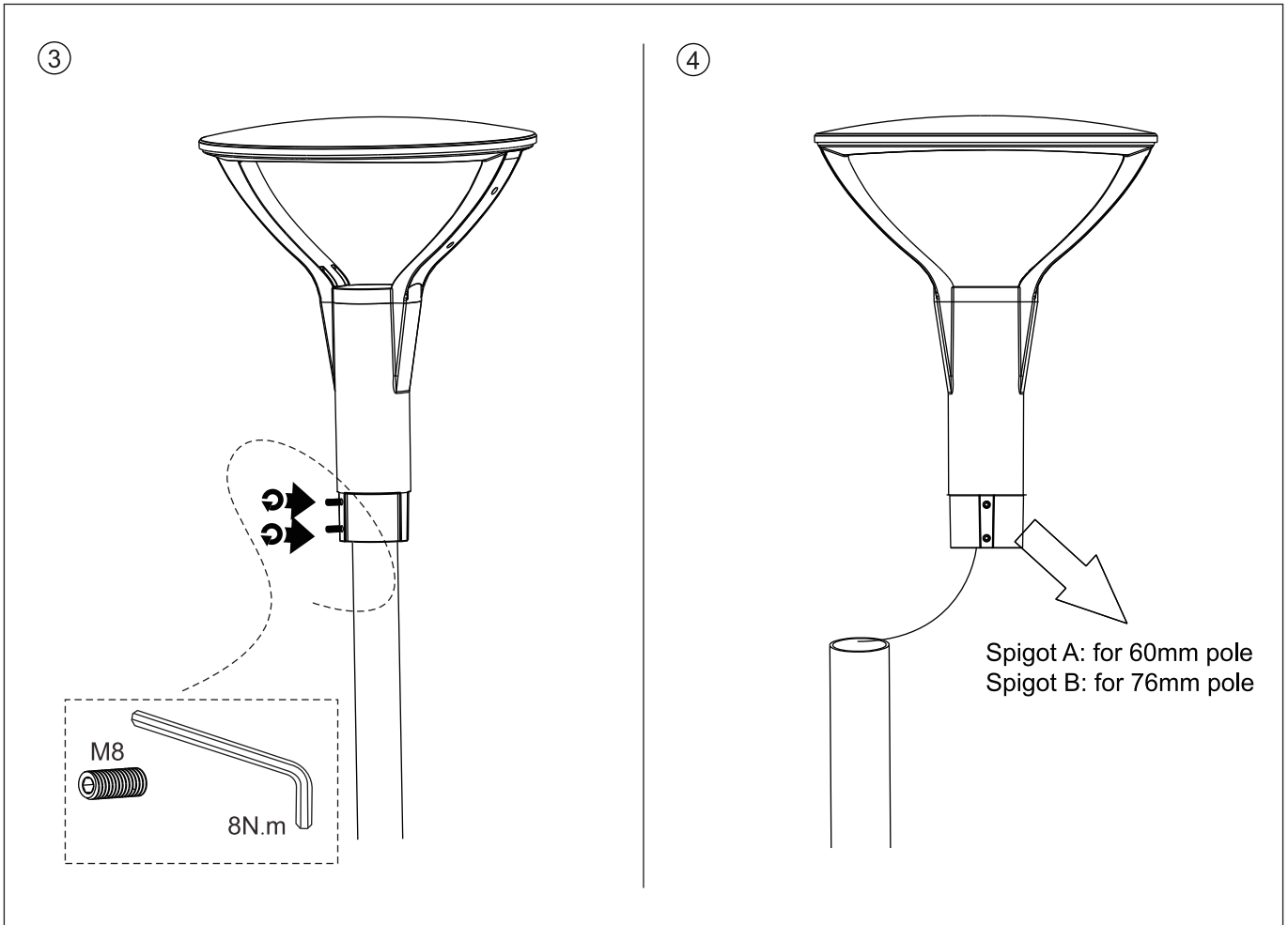
L Brown
 ⊕ Yellow/green
 N Blue

Ø7-Ø10

L
 ⊕
 N

5mm 20mm

External Wire Diameter: Min:3×1.0mm²
Max:3×1.5mm²



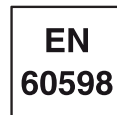

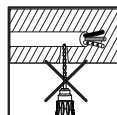

Caution: Any operation on LED module is forbidden while power-on.
Zur Vermeidung von Risiken müssen defekte Leitungen ausschließlich vom Hersteller, Inverkehrbringer oder Fachmann ausgetauscht werden.
Achtung: In Betrieb ist keine Arbeit am LED-Modul erlaubt.



For non-user replaceable light sources:
The light source contained in this luminaire shall only be replaced by the manufacturer or his service agent or a similar qualified person.
Das Leuchtmittel dieser Leuchte ist nicht austauschbar. Wenn das Leuchtmittel das Ende seiner Lebensdauer erreicht hat, muss die gesamte Leuchte ersetzt werden.



For use in environments where normal non-conductive/conductive dust accumulation may be expected, not for use in environments with expected high/unusual dust accumulation.



Data subject to change
Les données sont sujettes à modifications
Änderungen vorbehalten

Oppl Lighting Electronic (Zhongshan) Co., Ltd.
Building A, No.275 Dongan Bei Road, Haizhou District,
Guzhen Town, Zhongshan City, Guangdong, China.

OPPLE Lighting B.V.
Meerenakkerweg 1.11
5652 AR Eindhoven
The Netherlands
service@opple.com
www.opple.com