

14 Wall & Ceiling LED>Wall Adjustable Beams

67440A/AN/W



11W LED Outdoor Wall with adjustable beam, IP54.

Complete with driver.

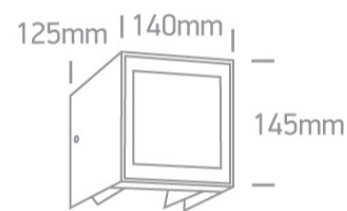
Complies with standard EN60598-1 and any other specific standards.



Downloads



Dimensions



Gallery






Physical Specification


Item Group	14 Wall & Ceiling LED
Family	Wall Adjustable Beams
Order Code	67440A/AN/W
Colour	Anthracite
Material	Die Cast
Diffuser Material	Glass
Shape	Rectangular

Length	140mm
Width	125mm
Height	145mm
Surface Wall	Yes
Indoor	Yes
Outdoor	Yes


Electrical Characteristics

Gear	Built In
Fitting + Driver	
Input Voltage	220-240V
50 Hz	Yes
60 Hz	Yes
Safety Class	
Power(Watts)	11W
IP Rating	IP54
Light Source	LED built in
Dimmable	No
F Mark	

Fitting	
Input Type	Constant Current
Input Current	350mA
Voltage	26V
Safety Class	
Power(Watts)	9,1W
IP Rating	IP54
Light Source	LED built in
LED Type	SMD 2835

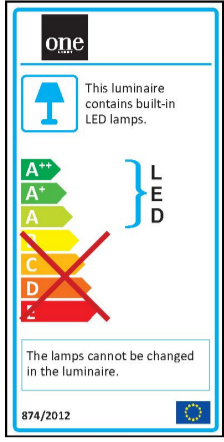
LED Brand	Edison
Gear	
Gear Type	Led Driver
Input Voltage	220-240V
50 Hz	Yes
60 Hz	Yes
Power(Watts)	5,3-9W
Power Factor	0,5
Constant Current	Yes
350mA	15-26V
IP Rating	IP20
Safety Class	
Dimmable	No
Brand	Eaglerise

Illumination Data

Colour Temperature	3000K
Lumen Output	700lm
Light Efficiency	63,64lm/W
CRI	80
Illumination Diagram	

Packing Info

Box Length	15,5cm
Box Width	15,5cm
Box Height	14cm
Pcs/Carton	8
Barcode	5291889058182
HS Code	9405409900



Certification & Warranty

Warranty

2 Years

Weee Directive

Yes

switch to
one light!

