

16 Bathroom & Mirror>The Mirror LED Square

## 38114M/W



15W LED fitting ideal for installation above the bathroom mirror, IP44.

Supplied with non-dimmable LED driver.

Complies with standard EN60598-1 and any other specific standards.



### Downloads





### Dimensions




### Physical Specification

Item Group	16 Bathroom & Mirror
Family	The Mirror LED Square
Order Code	38114M/W
Colour	Chrome
Material	Aluminium
Diffuser Material	PC
Shape	Rectangular
Length	600mm
Width	40mm
Height	58mm
Surface Wall	Yes
Indoor	Yes


Gear	Built In
Fitting + Driver	
Input Voltage	220-240V
50 Hz	Yes
60 Hz	Yes
Safety Class	
Power(Watts)	15W
IP Rating	IP44
Light Source	LED built in
Dimmable	No
F Mark	

Fitting	
Input Type	Constant Current
Input Current	130mA
Voltage	100V
Power(Watts)	13W
IP Rating	IP44
Light Source	LED built in
LED Type	SMD 2835

Gear	
Gear Type	Led Driver
Input Voltage	220-240V
50 Hz	Yes
60 Hz	Yes
Power(Watts)	13-15,6W
Power Factor	0,9
Constant Current	Yes

Output	130mA
Voltage Range	100-120V
IP Rating	IP20
Safety Class	
Dimmable	No

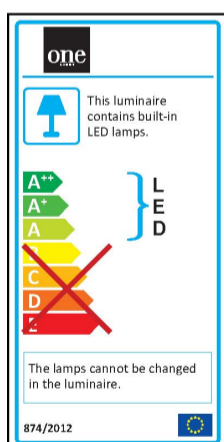
## Illumination Data

Colour Temperature	3000K
Lumen Output	1200lm
Light Efficiency	80lm/W
CRI	80
Illumination Diagram	

## Packing Info

Pcs/Carton	12
Barcode	5291889066279
HS Code	9405409900

## Energy Label



Warranty

2 Years

Weee Directive

Yes

switch to  
**one light!**

one  
LIGHT

