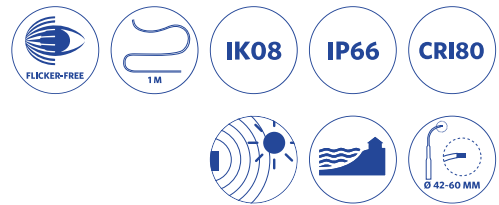




## Streetlight G2

- Design streetlight luminaire with optimised optical configuration
- Up to 60% energy saving compared to traditional streetlights
- Accessories available for many pole types and connections
- IP66 and suitable for use on coastal applications
- Now with 42-60mm pole entry



## Specifications

| Item Code                 | Item Description              | Equivalent to (W) | Power (W) | Lumen | Efficacy (lm/W) | CCT (K) | Weight (kg/pc) |
|---------------------------|-------------------------------|-------------------|-----------|-------|-----------------|---------|----------------|
| <b>Daylight Detection</b> |                               |                   |           |       |                 |         |                |
| 705000022200              | LEDStreetlight-E2 60W-4000-DD | HID 100W          | 60        | 7500  | 125             | 4000    | 1.32           |

For more technical information, please go to the appendix.

## Accessories



705098003600  
LEDStreetlight Wall-Bracket-60



705098003500  
LEDStreetlight 76-Adapter-60



705098003700  
LEDStreetlight Pole-Top-60-Adapter-60



705098003400  
LEDStreetlight Pole-Top-76-Adapter-60



705098005500  
LEDStreetlight Pole-Top-60-Adapter-2x60



543098021900  
LEDFixture-IP68-Connector-Kit-3



599000004600  
LEDStreet-SE-ExtensionCable-6m

## Packaging Information

| Item         |   |                | Box                     |                   |               |        |
|--------------|---|----------------|-------------------------|-------------------|---------------|--------|
| Item Code    | Item Description                        | Commodity Code | Dimensions (mm) (LxWxH) | Gross Weight (kg) | EAN           | pc/box |
| 705000022200 | LEDStreetlight-E2 60W-4000-DD           | 94054239       | 148x126x407             | 1.58              | 6941497734884 | 1      |
| 543098021900 | LEDFixture-IP68-Connector-Kit-3         | 39174000       | 265x245x205             | 0.08              | 6941497708991 | 1      |
| 599000004600 | LEDStreet-SE-ExtensionCable-6m          | 85444290       | 100x60x350              | 0.68              | 6956321815370 | 1      |
| 705098003400 | LEDStreetlight Pole-Top-76-Adapter-60   | 94059900       | 223x116x314             | 1.94              | 6941497755100 | 1      |
| 705098003500 | LEDStreetlight 76-Adapter-60            | 94059900       | 109x100x221             | 1.04              | 6941497755131 | 1      |
| 705098003600 | LEDStreetlight Wall-Bracket-60          | 94059900       | 201x78x239              | 1.14              | 6941497755124 | 1      |
| 705098003700 | LEDStreetlight Pole-Top-60-Adapter-60   | 94059900       | 215x97x301              | 1.62              | 6941497755117 | 1      |
| 705098005500 | LEDStreetlight Pole-Top-60-Adapter-2x60 | 94059900       | 505x97x230              | 1.51              | 6941491705491 | 1      |

### Technical Specifications

|                                    |                         |
|------------------------------------|-------------------------|
| Lifetime (L70)                     | 70,000 h                |
| Lifetime (L80)                     | 50,000 h                |
| On-/Off-cycles                     | 100,000                 |
| Colour consistency (SDCM)          | 4                       |
| Dimmability                        | On-Off                  |
| Sensor type                        | Daylight detection (DD) |
| Sensor technology                  | Illumination sensor     |
| Beam angle                         | 145° x 80°              |
| Finishing                          | Grey RAL 870-3          |
| Colour rendering index (CRI)       | ≥ 80                    |
| Degree of protection (IP)          | IP66                    |
| Impact strength                    | IK08                    |
| Protection class                   | I                       |
| Risk group (EN 62471)              | RG1                     |
| With control gear                  | Yes                     |
| Glow wire test                     | 850°C                   |
| Driver failure rate (at 5,000 hrs) | <0.5 %                  |
| Power factor                       | ≥ 0.9                   |
| Surge protection                   | 4 kV                    |

### Electrical Supply

|                   |  |
|-------------------|--|
| Frequency         | 50/60 Hz   |
| Nominal voltage   | 220-240 V AC                                     |
| DC input voltage  | See catalogue appendix Connection Specifications |
| 230V Cable length | 1 m  |

### Mechanical Properties

|                     |                     |
|---------------------|---------------------|
| Housing material    | Aluminium           |
| Optical material    | Polycarbonate       |
| Compatible pole Ø   | 42-60 mm            |
| Effective wind area | 400 cm <sup>2</sup> |
| Coastal proof       | Yes                 |

### Ambient Conditions

|                         |           |
|-------------------------|-----------|
| Operating temperature   | -40-+50°C |
| Application temperature | +25°C     |
| Storage environment     | -30-+60°C |



**ENERGY**

OPPLE Lighting  
705000022200

A  
B  
C  
D  
E  
F  
G

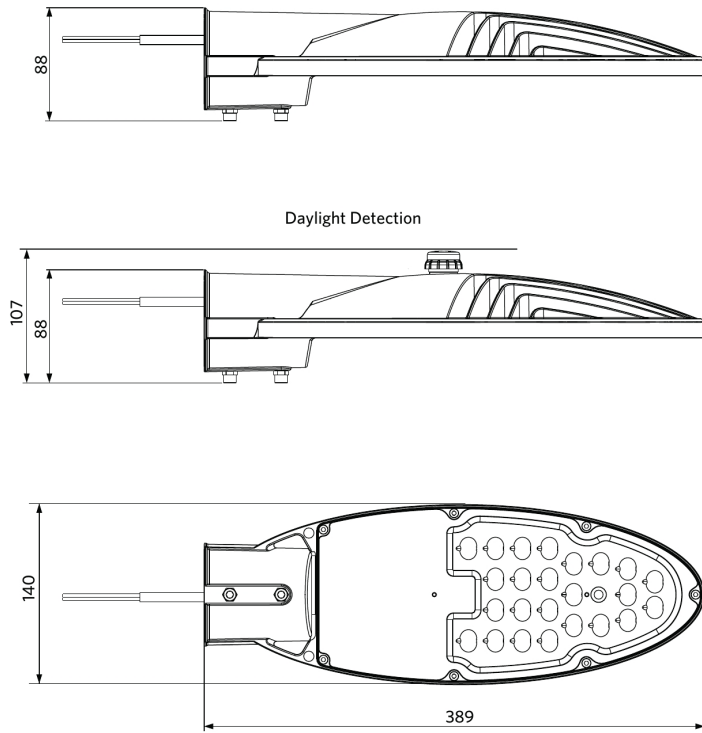
**E**

**60**  
kWh/1000h

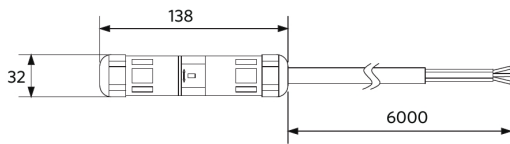
2019/2015

# Dimensional Drawing (mm)

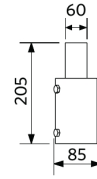
## LEDStreetlight-E2



## LEDStreet-SE-ExtensionCable

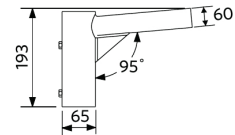


## LEDStreetlight 76-Adapter-60



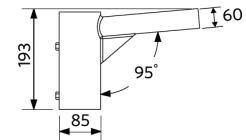
Compatible with poles up to Ø76mm

## LEDStreetlight Pole-Top-60-Adapter-60



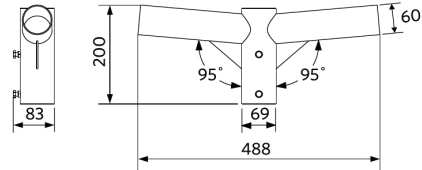
Compatible with poles up to Ø60mm

## LEDStreetlight Pole-Top-76-Adapter-60



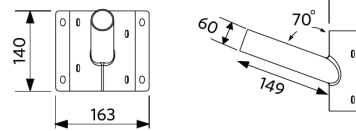
Compatible with poles up to Ø76mm

## LEDStreetlight Pole-Top-60-Adapter-2x60



Compatible with poles up to Ø60mm

## LEDStreetlight Wall-Bracket-60



## Photometric Data

