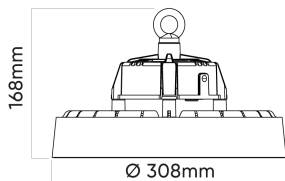


Product code: 479556 EAN: 5907777479556

LED line PRIME PHANTOM UFO high bay 150W 4000K 180lm/W 1-10V 60°



Product description



Phantom fittings are the series of products available in three power variants - 100/150/200W and three different light distribution angles, adjustable with the lenses - 60/90/120 degrees.

The high luminous efficiency of the fittings at the level of 180 lm/W enables the use of lower-power variants in places where fittings with higher power consumption have been installed so far. No flicker effect ensures safety for the eyes of users.

In addition, the Phantom series of fittings - compared to other fittings in the High Bay product class - can be used in a work environment where accumulation of the so-called conductive dust.



IP protection rating



Voltage range and voltage type



Material (cover)



LED type



Power Factor



Ambient temperature suitable for operation



IK protection rating



Lifespan



Beam angle



Material (housing)



LED quantity



Number of on/off cycles

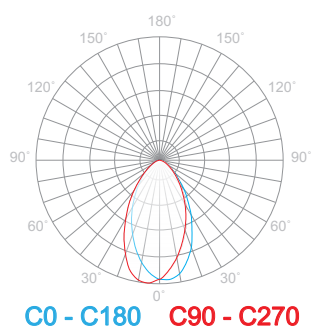


IEC protection class

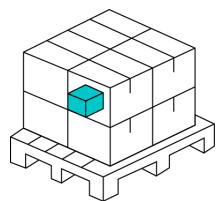
Name of the parameter	Value
Colour of the light	White
Correlated colour temperature	4000 K
Wattage	150 W
Luminous efficacy	180 lm/W
Luminous flux	27000 lm
Energy efficiency class 2019/2015	C
Colour consistency in McAdam ellipses	≤6
IP protection rating	65
Warranty (years)	5
Dimmable function	Yes
Lifetime L70B50	75000
Flicker Free	YES
Current	0,686
Supply voltage range and voltage type	100~277V AC
Frequency of the supply voltage	50/60Hz
Colour rendering index Ra	70
Beam angle	60 °
Material (cover)	polycarbonate
Material (housing)	Aluminium
LED type	SMD
LED quantity	400
Power Factor	0,95

Name of the parameter	Value
Number of on/off cycles	50000
Ambient temperature suitable for operation	-30 ÷ 45 °C °C
IEC protection class	I
IK protection rating	08
Full box quantity	1 pc
Lamp's warm-up time to 60%	1
Date of first placement on the market	22.02.2023
Displacement factor Df	0,95
Angle for useful luminous flux (EPREL)	Narrow cone of 90 degrees
Is the product equipped with an integrated light source? (EPREL)	No
Non-directional or directional light source (EPREL)	DLS
Is this product a light source? (EPREL)	Yes
Mains or non- mains light source (EPREL)	MLS
Connected light source (EPREL)	Yes
Colour-tuneable light source (EPREL)	No
Total luminous flux (EPREL)	27000
On-mode power Pon (EPREL)	150
Useful luminous flux Φuse (EPREL)	21060
Beam angle in degrees (EPREL)	60

Luminous [cd/klm]



Pre-packaging

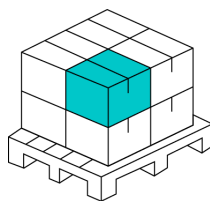


Type

Width [mm]
Height [mm]
Length [mm]
Weight [kg]

**Shipping
carton
380
200
380
3**

Cumulative packaging



Number of pieces
Width [mm]
Height [mm]
Length [mm]
Weight [kg]
Volume [m³]
Type of carton box

**1
380
200
380
3
0,02
Cardboard**