



## SLIMFLUX SL - BASIC

### Typology

Ultra-flat LED fixtures with lateral lighting.

### Features

Side heat dissipation.  
 Immediate switch-on.  
 Colour rendering: Ra>80.  
 Remote power supply included.  
 Do not use with dimmer.  
 If you want to dim or use the multicurrent power supply dimmer.  
 Class II fittings.

### Installation

Possibilities include: recessed, suspended, ceiling/wall.  
 Surface mounting & adjustable suspension wire kits are available as accessories.

### Material

Painted white aluminium body; anti-yellowing PS screen.

### Usage information

SLIMFLUX 60x60 panels can be used with multi-current dimming power supply, code DELT40D-M.

### Emergency

SLIMFLUX panels can be used with standby emergency kit, code KTEMR03.

### Notes

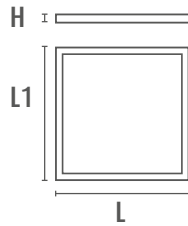
Providing greater visual comfort, improved definition of detail and reduction of stress.

220-240 Vac	Ra >80		25000 h	IP20 VI IP43 VO	Free Wire	-20°C +45°C	RG0	<b>BASIC</b>	
G2									

### Characteristic data

Power	30 W	Dimmable	No	Input	220-240 Vac	Base	Free Wire
IP	20	Optical compartment IP	43	Flux	3600 lm	PF	>0,9
Tc	4000 K	Ra	>80	LED Warranty	G2	RG	RG0

## Dimensional characteristics



L	595 mm
L1	595 mm
H	7.8 mm

## Lighting and photometric features

Flux	3600 lm
CCT nominal colour temperature	4000 K
Colour of the light	Natural light
Colour rendering index	>80
Lifespan	25000 h
LED lifespan	L70B20
Trigger time	<0,2 s
Heating time up to 60% of full efficiency	Instant Full Light

## Electrical characteristics

Rated power	30 W
Input voltage	220-240 Vac
Frequency	50-60 Hz
Dimmable	No
Power factor (PF)	>0,9
Operating temperature	-20°C / +45°C

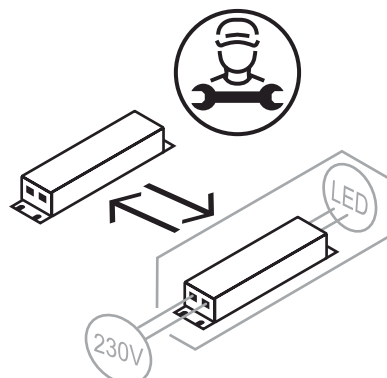
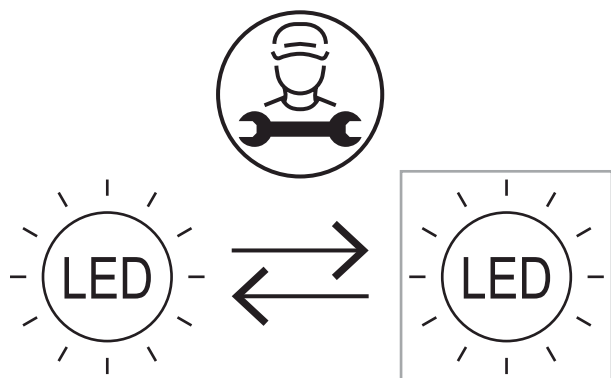
## Photometry

	4000K	H(m)	D(m)	Emax(lx)	
	Ra80		113°		
Fixture Power	30W	1	3.01	1262	
Source Flux	3600lm	2	6.01	316	
Fixture Flux	3600lm	3	9.02	140	
Efficacy	120lm/W	4	12.02	79	
Imax=351cd/klm	Imax	1262cd	5	15.03	50

EuLumDat file on the site

## Other Infotech

Flicker Free	Yes
Light source replaceability	Replaceable (LED only) light source by a professional.
Control gear replaceability	Replaceable control gear by a professional.



## LED Warranty

G2	Up to 2 years (4000h/year) *4000h = 11h a day x 365 days. Without limitations on the duration of use for the first year, provided the observance of the installation conditions.
----	--

## European Directives

2009/125/EC \* Ecodesign  
2011/65/EU \* RoHS  
2012/19/EU \* RAEE  
2014/30/EU \* EMC  
2014/35/EU \* LVD  
2015/863 \* Amending RoHS  
2017/1369 \* Regulation for Energy Labelling  
2019/2015 \* Regulation for Energy Labelling  
2019/2020 \* Regulation for Ecodesign  
2021/340 \* Amending Reg. Energy Labelling  
2021/341 \* Amending Reg. Ecodesign

## Product standards

CEI EN 55015:2020 (+A11:2020)  
CEI EN 60598-1:2022  
CEI EN 60598-2-1:2022  
CEI EN 60598-2-2:2012  
CEI EN 61000-3-2:2019 (+A1:2021)  
CEI EN 61000-3-3:2014 (+EC1:2014/+EC2:2016/+A1:2021/+A2:2022)  
CEI EN 61547:2010  
CEI EN 62031:2021 (+A11:2022)  
CEI EN 62471:2010  
IEC/TR 62471-2:2009  
CEI EN 62493:2015  
CEI 34-141:2014

## Logistics data

Item net weight	1970 gr
Barcode single item	8011905001087
Number of pieces multiple pack	5
Minimum order quantity	5
Minimum packaging	5