

Installation can only be carried out by an authorized person and according to the mounting instructions. Any other installation is considered to be improper. For well installation and good luminaire work is necessary ensure a planarity of a mounting surface. Make sure that the luminaire is always disconnected from the power supply before the installation work. Do not use the luminaire if damaged or if damaged the power cable. Only damp microfibre cloth can be used for cleaning. Technical changes are subjected without notice. Do not dispose the luminaire or its parts as household waste, but make the proper recycling.

A user-replaceable light source according to EN 60598-1 section 4 is located in the luminaire! To maintain a high degree of protection IP66 / IP69 throughout the life of the luminaire, including maintaining technical properties and safety, the luminaires are designed as a non-removable protective cover. Repairs are carried out exclusively by the manufacturer or the contractual partner. For verification of sources by the supervisory authorities, it is necessary to cut the diffuser of the luminaire at a height of 60 mm from the lower surface of the base and remove the reflector with the light and power supply.

Table of maximal number of luminaires in one line						10A B	16A B	10A C	16A C
Length	Σlm	Σlm	Σlm	Σlm	Σlm	Σ luminaires	Σ luminaires	Σ luminaires	Σ luminaires
1.4ft	2600 lm					32	50	52	85
1.4ft	3200 lm	4400 lm	6400 lm	8800 lm		10	16	16	26
1.5ft	3250 lm	4000 lm	5500 lm	8000 lm	11000 lm	10	16	16	26

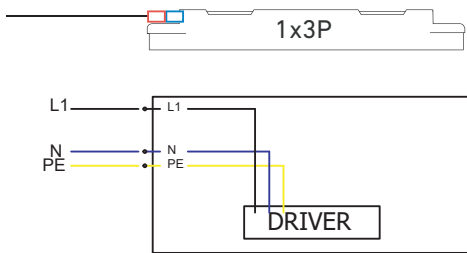
IP66
IP69 (80°C)



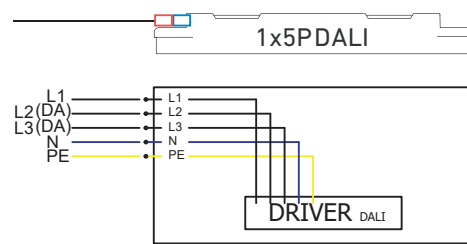
220-240V
50/60Hz



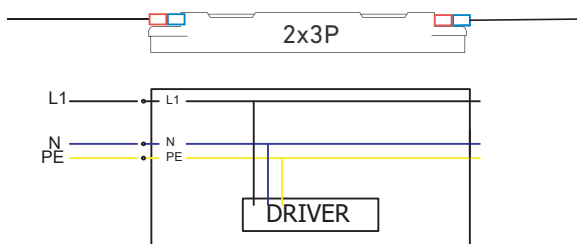
Connection 1x3P



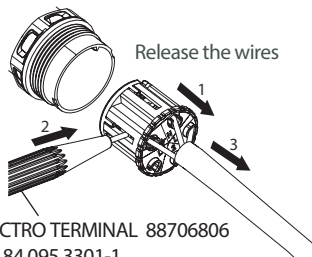
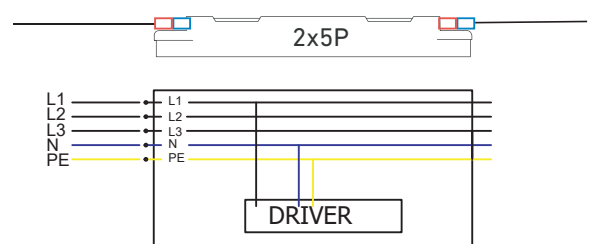
Connection 1x5P DALI



Connection 2x3P



Connection 2x5P



ELECTRO TERMINAL 88706806
BJB 84.095.3301-1

Connection 2x5P DALI

